

Vivekanand Shikshan Santha's
**Vivekanand Arts Sardar Dalip Singh Commerce
 and Science College**
Samarth Nagar, Aurangabad- 431 001
Internal Quality Assurance Cell

Analysis of Student Satisfaction Survey

Academic Year 2020-21

The Internal Quality Assurance Cell of the college conducted an online Student Satisfaction Survey in the academic year 2020-21. A questionnaire was the tool for the data collection, it comprising of 21 multiple choice questions. The questionnaire was shared online to the UG/PG students of the college.

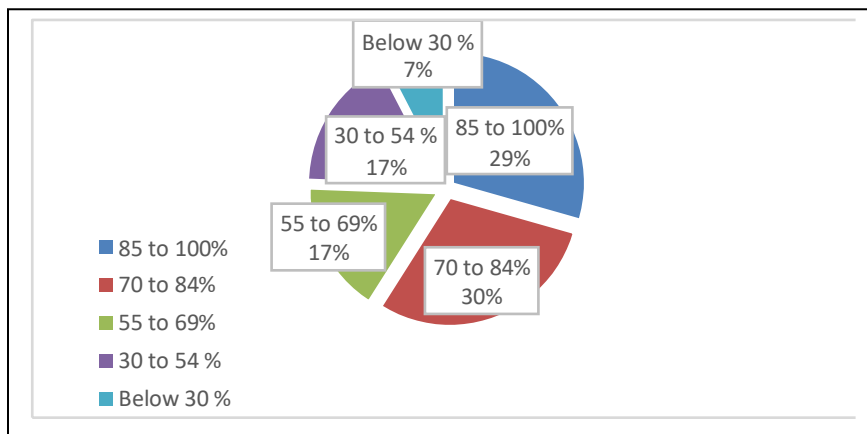
The survey analysis revealed the following points:

- Most of the students responded that approximately 80 to 90 per cent of the syllabus was completed by teachers during the academic year 2020-21.
- Majority of the students expressed satisfaction on the preparedness of the faculty to their respective classes.
- Maximum students expressed that teachers' communication was effective. It reflects good teaching quality the faculty members.
- Most students rated excellent and very good for the teachers' approach to teaching. This shows students are quite satisfied with the teachers approach towards teaching.

Graphical presentation of the survey data-

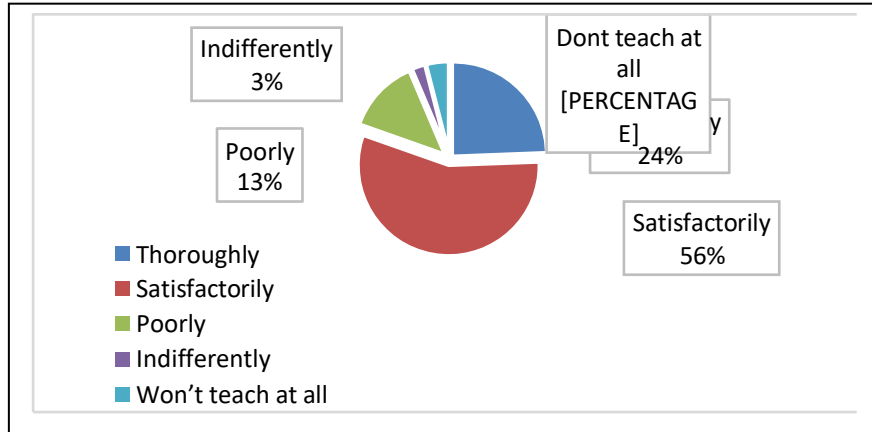
1. How much of the syllabus was covered in the class?

85 to 100%	147
70 to 84%	148
55 to 69%	83
30 to 54 %	84
Below 30 %	38



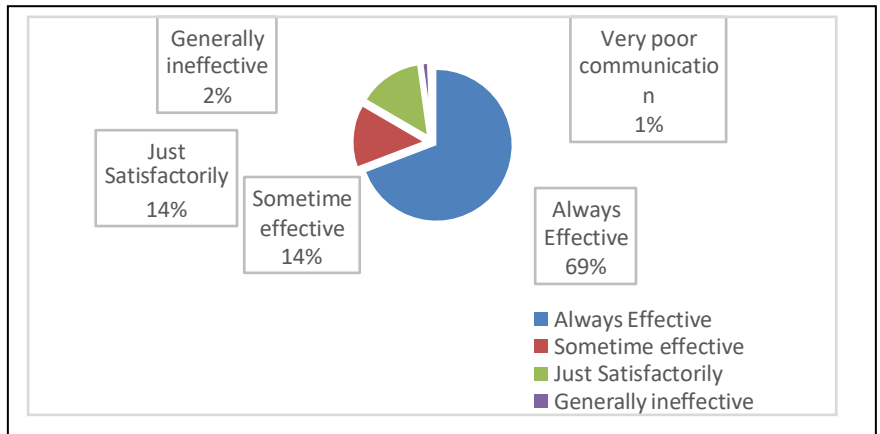
2. How well did the teachers prepare for the classes?

Thoroughly	122
Satisfactorily	280
Poorly	66
Indifferently	12
Don't teach at all	20



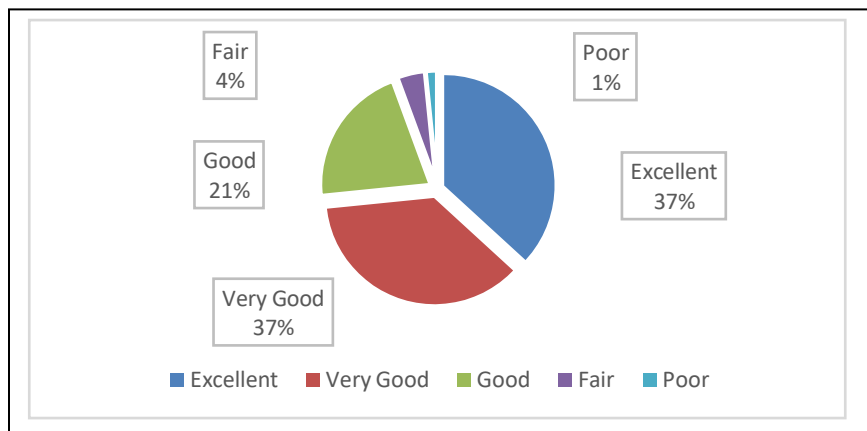
3. How well were the teachers able to communicate?

Always Effective	346
Sometime effective	71
Just Satisfactorily	72
Generally ineffective	08
Very poor communication	03



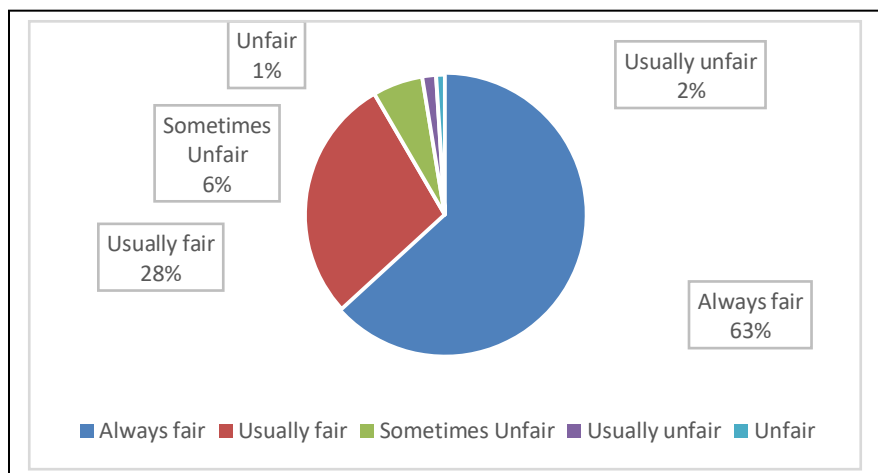
4. The teacher's approach to teaching can best be described as.

Excellent	184
Very Good	183
Good	105
Fair	20
Poor	08



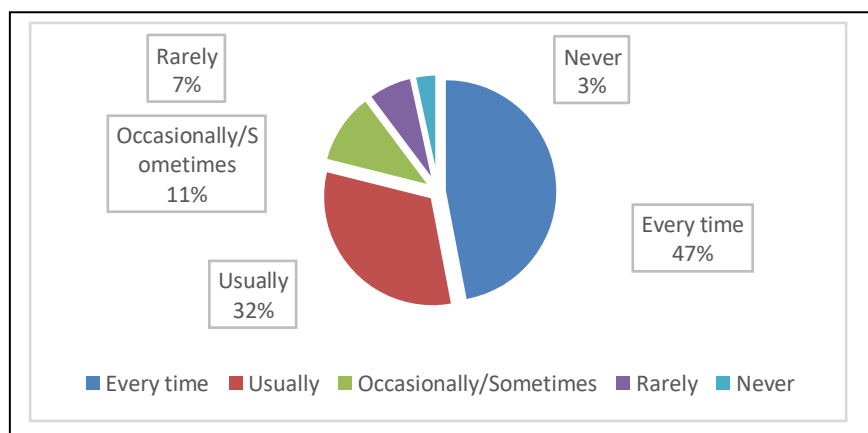
5. Fairness of the internal evaluation process by the teachers.

Always fair	316
Usually fair	142
Sometimes Unfair	29
Usually unfair	08
Unfair	05



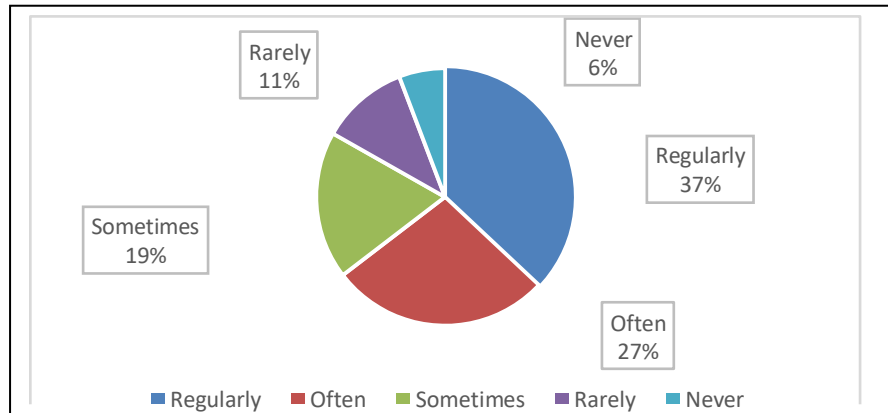
6. Was your performance in assignment discussed with you?

Every time	234
Usually	159
Occasionally/Sometimes	54
Rarely	34
Never	17



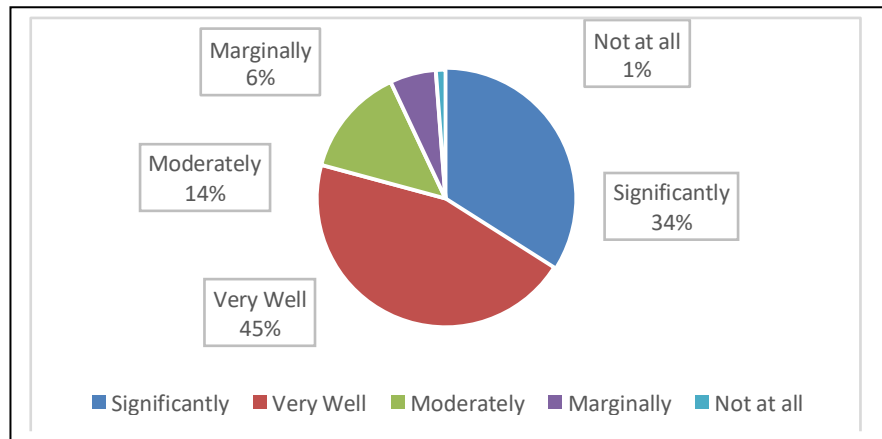
7. The institute takes active interest in promoting internship student exchange and field visit opportunities for students.

Regularly	185
Often	138
Sometimes	93
Rarely	55
Never	29



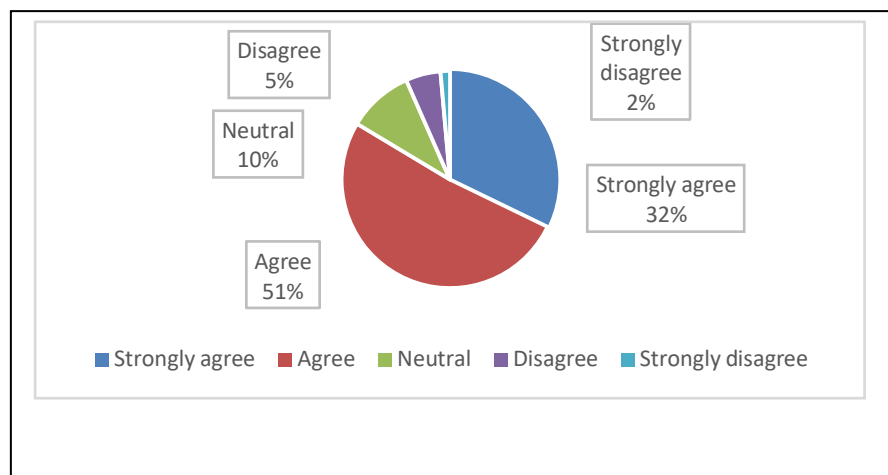
8. The teaching and mentoring process in your institution facilities you in cognitive, social and emotional growth.

Significantly	170
Very Well	226
Moderately	69
Marginally	29
Not at all	6



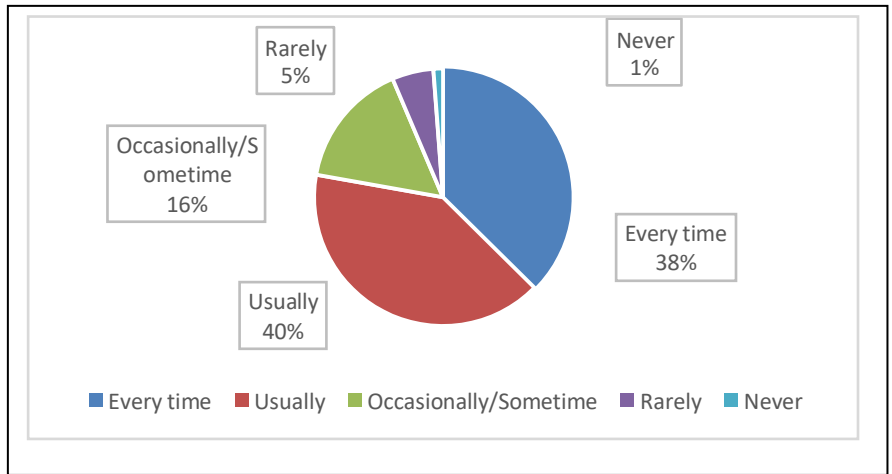
9. The institution provides multiple opportunities to learn and grow.

Strongly agree	161
Agree	257
Neutral	49
Disagree	26
Strongly disagree	7



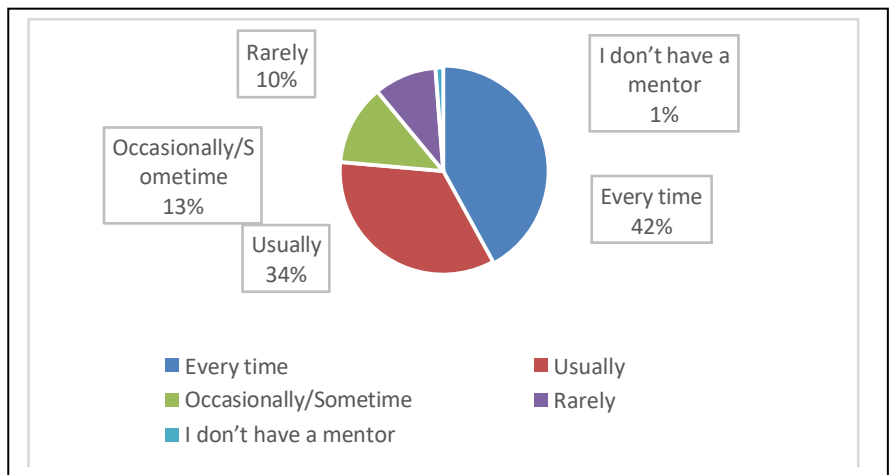
10. Teachers inform you about your expected competencies, course outcomes and programme outcome.

Every time	187
Usually	202
Occasionally/Sometime	79
Rarely	26
Never	6



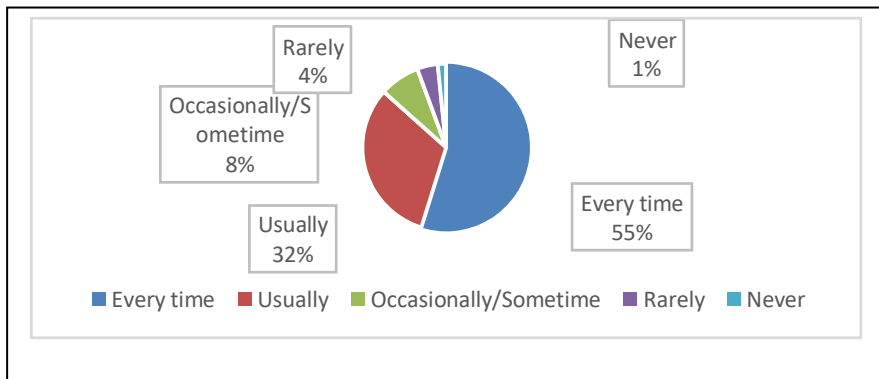
11. Your mentor does a necessary follow-up with an assigned task to you.

Every time	210
Usually	172
Occasionally/Sometime	63
Rarely	49
I don't have a mentor	6



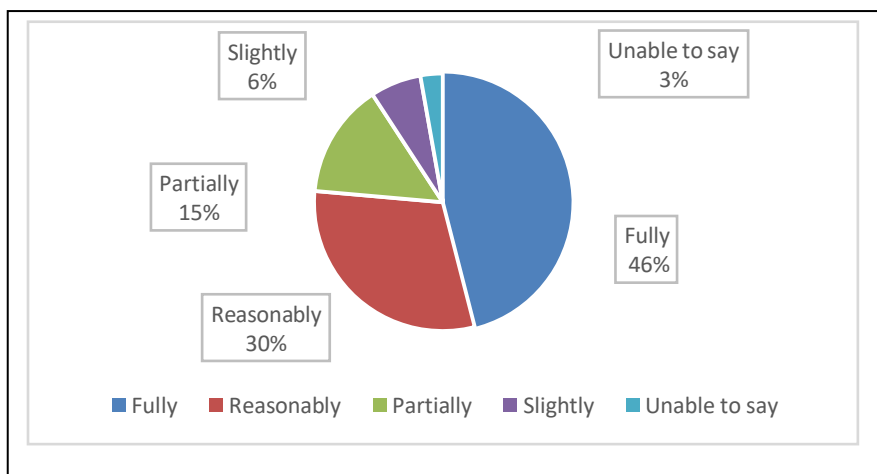
12. The teachers illustrate the concepts through examples and applications.

Every time	274
Usually	159
Occasionally/Sometime	39
Rarely	20
Never	8



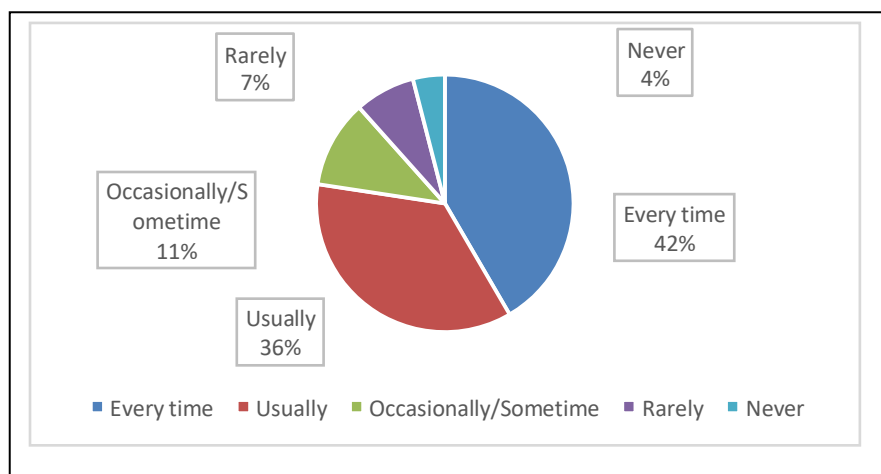
13. The teachers identify your strengths and encourage you with providing right level of challenges.

Fully	230
Reasonably	152
Partially	72
Slightly	32
Unable to say	14



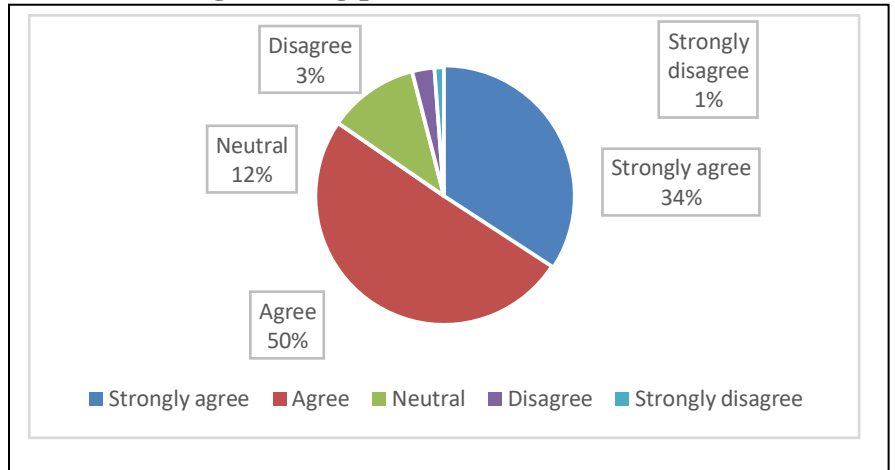
14. Teachers are able to identify your weaknesses and help you to overcome them.

Every time	208
Usually	179
Occasionally/Sometime	55
Rarely	38
Never	20



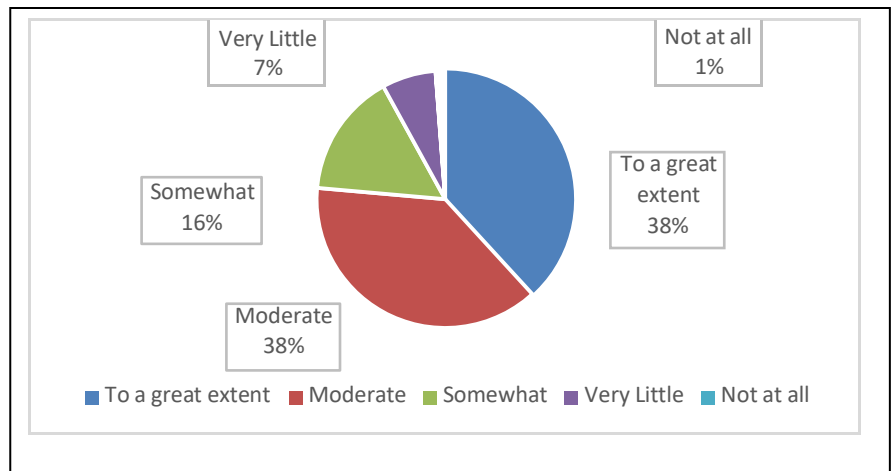
15. The institution makes effort to engage students in the monitoring, review and continuous quality improvement of the teaching learning process.

Strongly agree	171
Agree	252
Neutral	57
Disagree	14
Strongly disagree	6



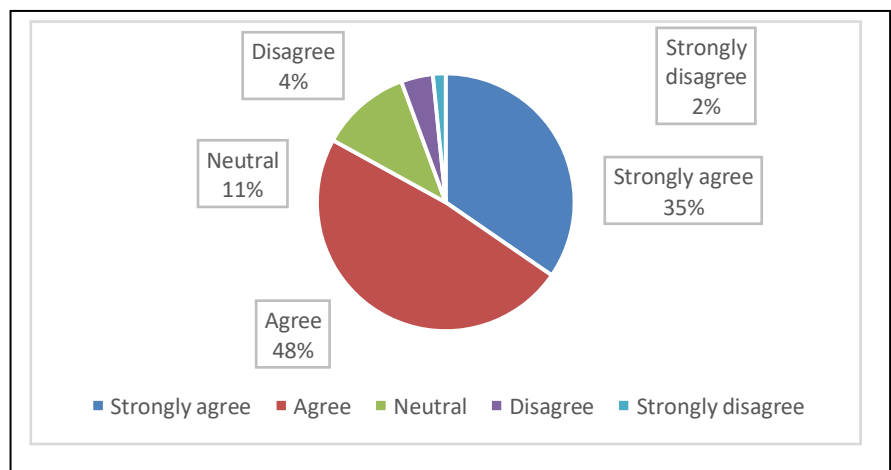
16. The institute/teachers use student entire methods, such as experiential learning, participative learning and problem-solving methodologies for enhancing learning experiences. 500 responses

To a great extent	191
Moderate	191
Somewhat	78
Very Little	34
Not at all	6



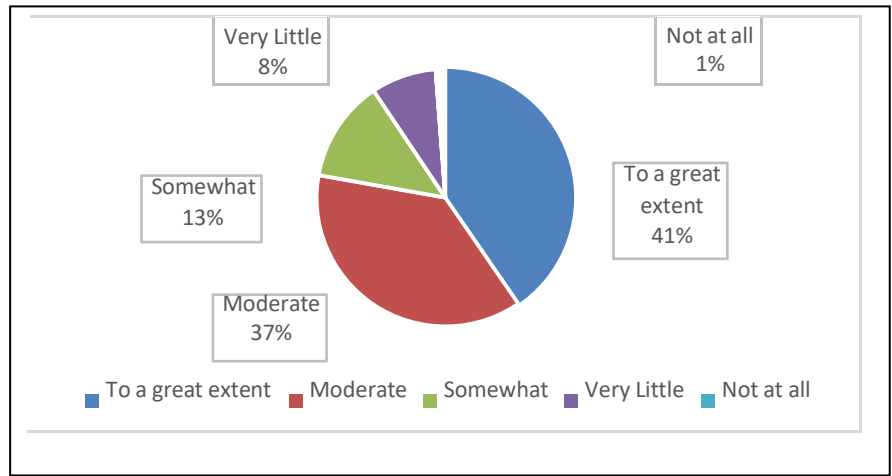
17. Teachers encourage you to participate in extracurricular activities.

Strongly agree	173
Agree	242
Neutral	57
Disagree	20
Strongly disagree	8



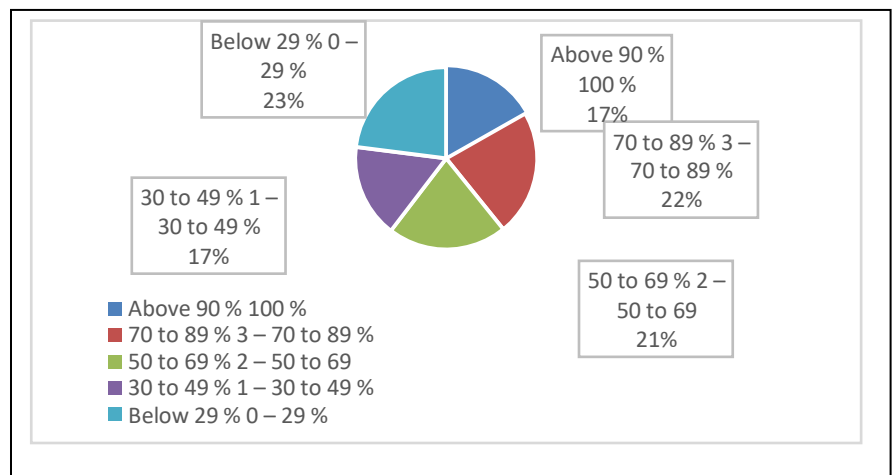
18. Efforts are made by the institute/teachers to inculcate soft skills, and employability skills to make you ready for the world of work.

To a great extent	202
Moderate	187
Somewhat	64
Very Little	41
Not at all	6



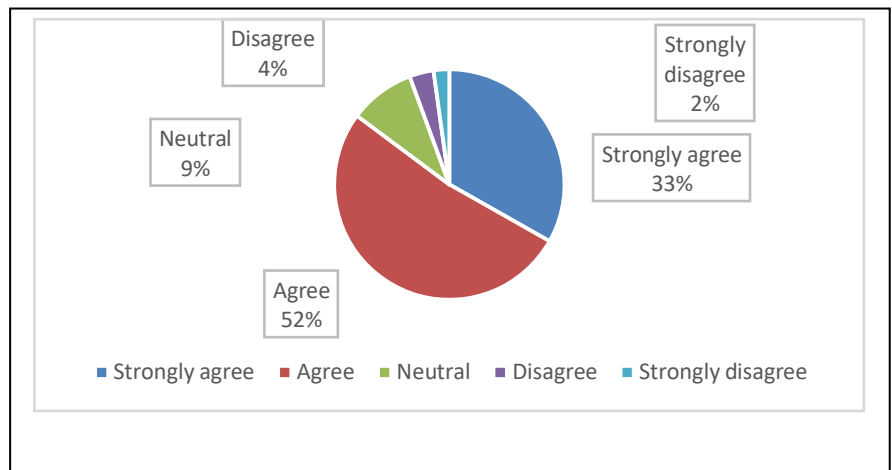
19. What percentage of teachers use ICT tools such as LCD projector, Multimedia etc. while teaching?

Above 90 % 100 %	84
70 to 89 % 3 – 70 to 89 %	112
50 to 69 % 2 – 50 to 69	106
30 to 49 % 1 – 30 to 49 %	83
Below 29 % 0 – 29 %	115



20. The overall quality of teaching-learning process in your institute is very good.

Strongly agree	166
Agree	260
Neutral	46
Disagree	17
Strongly disagree	11



Suggestions made by the students to improve the overall teaching-learning-

- 1) Most of the students are willing to learn online and like ICT enabled teaching-learning.
- 2) Teachers should use more ICT enabled tools, use simple and practical based examples while teaching.
- 3) More internet connections and wi-fi facility.
- 4) Teaching with theoretical knowledge as well as practical experience.

Action taken:

- 1) The analysis of student's satisfaction survey was communicated to the Principal and Management.
- 2) The student satisfaction survey was discussed in the meeting IQAC meeting.
- 3) Teachers were communicated to use ICT more effectively.
- 4) Due to COVID-19 pandemic situation, we could maximize the effective use of ICT enabled teaching learning resources. Teachers were communicated to use simple, practical based examples, illustrations, and quick internal test evaluation analysis by using Google forms and communicate the results on the emails of students.
- 5) Faculty members were also instructed to cover 100% syllabi and should arrange separate doubt sessions.